


Introductory sub-table (I)(a)

Name of the Company INTELLIVATE CAPITAL VENTURES LIMITED			
Scrip Code, Name of the scrip, class of security:			
Quarter ended: 31st March, 2014			
Partly paid-up shares:-			
	No. of partly paid-up shares	As a % of total no. of partly paid-up shares	As a % of total no. of shares of the company
Held by promoter/promoter group		0.00	0
Held by public		0	0
		0	
Total - D	0	0	0
Outstanding convertible securities:-			
	No. of outstanding securities	As a % of total no. of outstanding convertible securities	As a % of total no. of shares of the company, assuming full conversion of the convertible securities
Held by promoter/promoter group		0.00	0
Held by public		0	0
Total - E	0	0.00	0
		0	
Warrants:-			
	No. of warrants	As a % of total no. of warrants	As a % of total no. of shares of the company, assuming full conversion of warrants
Held by promoter/promoter group		0.00	0
Held by public		0	0
Total - F	0	0	0
Total paid-up capital of the company, assuming full conversion of warrants and convertible securities			
	29100000		

Statement Showing Shareholding Pattern

Category code	Category of Shareholder	Number of Shareholders	Table (I)(a)		Total shareholding as a percentage of total number of shares		Shares Pledged or otherwise encumbered	
			Total number of shares	Number of shares held in dematerialized form	As a percentage of (A+B) ¹	As a percentage of (A+B+C)	Number of shares	As a percentage
(I)	(II)	(III)	(IV)	(V)	(VI)	(VII)	(VIII)	(IX)
(A)	Shareholding of Promoter and							
1	Indian							
(a)	Individuals/ Hindu Undivided Family	0	0	0	0.00	0.00	0	0.00
(b)	Central Government/ State Government(s)	0	0	0	0.00	0.00	0	0.00
(c)	Bodies Corporate	3	300000	300000	1.03	1.03	0	0.00
(d)	Financial Institutions/ Banks	0	0	0	0.00	0.00	0	0.00
(e)	Any Others(Specify)	0	0	0	0.00	0.00	0	0.00
(e-i)	Directors	3	15184500	15184500	52.18	52.18	0	0.00
(e-ii)	Director Relatives	3	338000	338000	1.16	1.16	0	0.00
(e-iii)	Person Acting in Concern	0	0	0	0.00	0.00	0	0.00
	Sub Total(A)(1)	9	15822500	15822500	54.37	54.37	0	0.00
2	Foreign							
a	Individuals (Non-Residents Individuals/ Foreign Individuals)	0	0	0	0.00	0.00	0	0.00
b	Bodies Corporate	0	0	0	0.00	0.00	0	0.00
c	Institutions	0	0	0	0.00	0.00	0	0.00
d	Qualified Foreign Investor	0	0	0	0.00	0.00	0	0.00
e	Any Others(Specify)	0	0	0	0.00	0.00	0	0.00
	Sub Total(A)(2)	0	0	0	0.00	0.00	0	0.00
	Total Shareholding of Promoter and Promoter Group (A)= (A)(1)+(A)(2)	9	15822500	15822500	54.37	54.37	0	0.00
(B)	Public shareholding							

1	Institutions							
(a)	Mutual Funds/ UTI	0	0	0	0.00	0.00		
(b)	Financial Institutions / Banks	0	0	0	0.00	0.00		
(c)	Central Government/ State Government(s)	0	0	0	0.00	0.00		
(d)	Venture Capital Funds	0	0	0	0.00	0.00		
(e)	Insurance Companies	0	0	0	0.00	0.00		
(f)	Foreign Institutional Investors	0	0	0	0.00	0.00		
(g)	Foreign Venture Capital Investors	0	0	0	0.00	0.00		
(h)	Qualified Foreign Investor	0	0	0	0.00	0.00		
(i)	Any Other (specify)	0	0	0	0.00	0.00		
(i-i)		0	0	0	0.00	0.00		
(i-ii)		0	0	0	0.00	0.00		
	Sub-Total (B)(1)	0	0	0	0.00	0.00		
B 2	Non-institutions							
(a)	Bodies Corporate	8	11001495	11000995	37.81	37.81		
(b)	Individuals							
I	Individuals -i. Individual shareholders holding nominal share capital up to Rs 1 lakh	71	203405	192905	0.70	0.70		
II	ii. Individual shareholders holding nominal share capital in excess of Rs. 1 lakh.	9	1743100	1743100	5.99	5.99		
(c)	Qualified Foreign Investor	0	0	0	0.00	0.00		
(d)	Any Other (specify)	0	0	0	0.00	0.00		
(d-i)	NRI (Repat & Non Repat)	0	0	0	0.00	0.00		
(d-ii)	OCB's	0	0	0	0.00	0.00		
(d-iii)	Trust	0	0	0	0.00	0.00		
(d-iv)	Hindu Undivided Family	7	329500	329500	1.13	1.13		
(d-v)	Employee	0	0	0	0.00	0.00		
(d-vi)	Clearing Members	0	0	0	0.00	0.00		
	Sub-Total (B)(2)	95	13277500	13266500	45.63	45.63		0
(B)	Total Public Shareholding (B)= (B)(1)+(B)(2)	95	13277500	13266500	45.63	45.63		
	TOTAL (A)+(B)	104	29100000	29089000	100.00	100.00		
(C)	Shares held by Custodians and against which Depository Receipts have been issued							
1	Promoter and Promoter Group	0	0	0	0.00	0.00	0	0.00
2	Public	0	0	0	0.00	0.00	0	0.00
	Sub-Total (C)	0	0	0			0	0.00
	GRAND TOTAL (A)+(B)+(C)	104	29100000	29089000		100.00	0	0.00



Sr.No	Notes
1	
2	
3	
4	
5	
6	
7	
8	
9	



(I)(b) Statement showing holding of securities (including shares, warrants, convertible securities) of persons belonging to the category “Promoter and Promoter Group”


Sr. No.	Name of the shareholder	Details of Shares held		Encumbered shares (*)			Details of warrants		Details of convertible securities		Total shares (including underlying shares assuming full conversion of warrants and convertible securities) as a % of diluted share capital
		Number of shares held	As a % of grand total (A)+(B)+(C)	No.	As a percentage	As a % of grand total (A)+(B)+(C) of sub-clause (I)(a)	Number of warrants held	As a % total number of warrants of the same class	Number of convertible securities held	As a % total number of convertible securities of the same class	
(I)	(II)	(III)	(IV)	(V)	(VI)=(V)/(III)*100	(VII)	(VIII)	(IX)	(X)	(XI)	(XII)
1	VIPUL JAYANTILAL MODI	7786000	26.76		0.00	0.00		0		0	26.76
2	LEENA VIPUL MODI	6024000	20.70		0.00	0.00		0		0	20.70
3	VIPUL JAYANTILAL MODI .	1374500	4.72		0.00	0.00		0		0	4.72
4	CHANDRAKANTA JAYANTILAL MODI	138000	0.47		0.00	0.00		0		0	0.47
5	JIMEET DEVELOPERS PRIVATE LIMITED	100000	0.34		0.00	0.00		0		0	0.34
6	JINAL FIN-VEST PRIVATE LIMITED	100000	0.34		0.00	0.00		0		0	0.34
7	ROCK BUILDERS AND DEVELOPERS PRIVAT	100000	0.34		0.00	0.00		0		0	0.34
8	MILONI VIPUL MODI	100000	0.34		0.00	0.00		0		0	0.34
9	JIMEET VIPUL MODI	100000	0.34		0.00	0.00		0		0	0.34
	TOTAL	15822500	54.37	0	0.00	0.00	0	0	0	0	54.37

(*) The term “encumbrance” has the same meaning as assigned to it in regulation 28(3) of the SAST Regulations, 2011




(D)(c)(i) Statement showing holding of securities (including shares, warrants, convertible securities) of persons belonging to the category "Public" and holding more than 1% of the total number of shares

Sr. No.	Name of the shareholder	Number of shares held	Shares as a percentage of total number of shares {i.e., Grand Total (A)+(B)+(C) indicated in Statement at para (I)(a) above}	Details of warrants		Details of convertible securities		Total shares (including underlying shares assuming full conversion of warrants and convertible securities) as a % of diluted share capital
				Number of warrants held	As a % total number of warrants of the same class	Number of convertible securities held	% w.r.t total number of convertible securities of the same class	
1	OLUMPUS CONSTRUCTION PRIVATE LTD	6752435	23.20	0	0	0	0	23.20
2	SUNIL OPTICS PRIVATE LIMITED	3004967	10.33	0	0	0	0	10.33
3	INDUS EQUICAP CONSULTANCY PRIVATE L	1025000	3.52	0	0	0	0	3.52
4	HARSHKUMAR SEKSARIA	460500	1.58	0	0	0	0	1.58
5	RAJIV HIMATSINGKA	317800	1.09	0	0	0	0	1.09
				0	0	0	0	
TOTAL		11560702	39.73	0	0	0	0	39.73



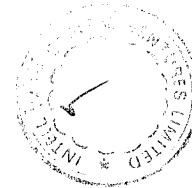
(I)(c)(ii) Statement showing holding of securities (including shares, warrants, convertible securities) of persons (together with PAC) belonging to the category “Public” and holding more than 5% of the total number of shares of the company

Sr. No.	Name(s) of the shareholder(s) and the Persons Acting in Concert (PAC) with them	Number of shares	Shares as a percentage of total number of shares {i.e., Grand Total (A)+(B)+(C) indicated in Statement at para (I)(a) above}	Details of warrants		Details of convertible securities		Total shares (including underlying shares assuming full conversion of warrants and convertible securities) as a % of diluted share capital
				Number of warrants	As a % total number of warrants of the same class	Number of convertible securities held	% w.r.t total number of convertible securities of the same class	
1	OLUMPUS CONSTRUCTION PRIVATE LTD	6752435	23.20	0	0	0	0	23.20
2	SUNIL OPTICS PRIVATE LIMITED	3004967	10.33	0	0	0	0	10.33
TOTAL		9757402	33.53	0	0	0	0	33.53



(II)(a) Statement showing details of Depository Receipts (DRs)

Sr. No.	Type of outstanding DR (ADRs, GDRs, SDRs, etc.)	Number of outstanding DRs	Number of shares underlying outstanding DRs	Shares underlying outstanding DRs as a percentage of total number of shares {i.e., Grand Total (A)+(B)+(C) indicated in Statement at para (I)(a) above}
1	Nil	0	0	0.00
TOTAL		0	0	0.00



(II)(b) Statement showing holding of Depository Receipts (DRs), where underlying shares held by "promoter/promoter group" are in excess of 1% of the total number of shares

Sr. No.	Name of the DR Holder	Type of outstanding DR (ADRs, GDRs, SDRs, etc.)	Number of shares underlying outstanding DRs	Shares underlying outstanding DRs as a percentage of total number of shares {i.e., Grand Total (A)+(B)+(C) indicated in Statement at para (I)(a) above}
1	NIL	0	0	0.00
TOTAL			0	0.00

