


Introductory sub-table (I)(a)

Name of the Company INTELLIVATE CAPITAL VENTURES LIMITED			
Scrip Code, Name of the scrip, class of security: 506134, INTELLCAP, EQUITY			
Quarter ended: 31st March, 2015			
Partly paid-up shares:-	No. of partly paid-up shares	As a % of total no. of partly paid-up shares	As a % of total no. of shares of the company
Held by promoter/promoter group	-	-	-
Held by public	-	-	-
Total - D	-	-	-
Outstanding convertible securities:-	No. of outstanding securities	As a % of total no. of outstanding convertible securities	As a % of total no. of shares of the company, assuming full conversion of the convertible securities
Held by promoter/promoter group	-	-	-
Held by public	-	-	-
Total - E	-	-	-
Warrants:-	No. of warrants	As a % of total no. of warrants	As a % of total no. of shares of the company, assuming full conversion of warrants
Held by promoter/promoter group	-	-	-
Held by public	-	-	-
Total - F	-	-	-
Total paid-up capital of the company, assuming full conversion of warrants and convertible securities		29100000	



Statement Showing Shareholding Pattern

Category	Shareholder	Number of Shareholders	Table I(a)					Shares Pledged or otherwise encumbered
			Total number of shares	Number of shares held in dematerialized form	As a percentage of (A+B) ¹	As a percentage of (A+B+C)	Number of shares	
(I)	(II)	(III)	(IV)	(V)	(VI)	(VII)	(VIII)	(IX)=(VIII)/(IV)*100
(A)	Shareholding of Promoter and							
1	Indian							
(a)	Individuals/ Hindu Undivided Family	0	0	0	0.00	0.00	0	0.00
(b)	Central Government/ State Government(s)	0	0	0	0.00	0.00	0	0.00
(c)	Bodies Corporate	3	300000	300000	1.03	1.03	0	0.00
(d)	Financial Institutions/ Banks	0	0	0	0.00	0.00	0	0.00
(e)	Any Others(Specify)	0	0	0	0.00	0.00	0	0.00
(e-i)	Directors	3	15184500	15184500	52.18	52.18	0	0.00
(e-ii)	Director Relatives	3	338000	338000	1.16	1.16	0	0.00
(e-iii)	Person Acting in Concern	1	1440000	1440000	4.95	4.95	0	0.00
	Sub Total(A)(1)	10	17262500	17262500	59.32	59.32	0	0.00
2	Foreign							
a	Individuals (Non-Residents Individuals/ Foreign Individuals)	0	0	0	0.00	0.00	0	0.00
b	Bodies Corporate	0	0	0	0.00	0.00	0	0.00
c	Institutions	0	0	0	0.00	0.00	0	0.00
d	Qualified Foreign Investor	0	0	0	0.00	0.00	0	0.00
e	Any Others(Specify)	0	0	0	0.00	0.00	0	0.00
	Sub Total(A)(2)	0	0	0	0.00	0.00	0	0.00
	Total Shareholding of Promoter and	10	17262500	17262500	59.32	59.32	0	0.00
(B)	Public shareholding							
1	Institutions							
(a)	Mutual Funds/ UTI	0	0	0	0.00	0.00		



(b)	Financial Institutions / Banks	0	0	0	0	0.00	0.00		
(c)	Central Government/ State Government(s)	0	0	0	0	0.00	0.00		
(d)	Venture Capital Funds	0	0	0	0	0.00	0.00		
(e)	Insurance Companies	0	0	0	0	0.00	0.00		
(f)	Foreign Institutional Investors	0	0	0	0	0.00	0.00		
(g)	Foreign Venture Capital Investors	0	0	0	0	0.00	0.00		
(h)	Qualified Foreign Investor	0	0	0	0	0.00	0.00		
(i)	Any Other (specify)	0	0	0	0	0.00	0.00		
(i-i)		0	0	0	0	0.00	0.00		
(i-ii)		0	0	0	0	0.00	0.00		
	Sub-Total (B)(1)	0	0	0	0	0.00	0.00		
B 2	Non-institutions								
(a)	Bodies Corporate	13	9649353	9648853	33.16	33.16			
(b)	Individuals	0	0	0	0.00	0.00			
	Individuals -i. Individual shareholders holding nominal share capital up to Rs 1 lakh	80	268197	257697	0.92	0.92			
	ii. Individual shareholders holding nominal share capital in excess of Rs. 1 lakh.	8	1590300	1590300	5.46	5.46			
(c)	Qualified Foreign Investor	0	0	0	0.00	0.00			
(d)	Any Other (specify)	0	0	0	0.00	0.00			
(d-i)	NRI (Repat & Non Repat)	0	0	0	0.00	0.00			
(d-ii)	OCBs	0	0	0	0.00	0.00			
(d-iii)	Trust	0	0	0	0.00	0.00			
(d-iv)	Hindu Undivided Family	7	329500	329500	1.13	1.13			
(d-v)	Employee	0	0	0	0.00	0.00			
(d-vi)	Clearing Members	1	150	150	0.00	0.00			
	Sub-Total (B)(2)	109	11837500	11826500	40.68	40.68		0	
(B)	Total Public Shareholding (B)= (B)(1)+(B)(2)	109	11837500	11826500	40.68	40.68			
	TOTAL (A)+(B)	119	29100000	29089000	100.00	100.00			
(C)	Shares held by Custodians and against which Depository Receipts have been issued								0.00
1	Promoter and Promoter Group	0	0	0				0	0.00
2	Public	0	0	0				0	0.00
	Sub-Total (C)	0	0	0				0	0.00
	GRAND TOTAL (A)+(B)+(C)	119	29100000	29089000	100.00	100.00		0	0.00




Sr.No	Notes
1	
2	
3	
4	
5	
6	
7	
8	
9	



(I)(b) Statement showing holding of securities (including shares, warrants, convertible securities) of persons belonging to the category "Promoter and Promoter Group"

Sr.	Name of the shareholder	Details of Shares held		Encumbered shares (*)			Details of warrants		Details of convertible securities		Total shares (including underlying shares assuming full conversion of warrants and convertible securities) as a % of diluted share capital
		Number of shares held	As a % of grand total (A)+(B)+(C)	No.	As a percentage	As a % of grand total (A)+(B)+(C) of sub-clause (I)(a)	Number of warrants held	As a % total number of warrants of the same class	Number of convertible securities held	As a % total number of convertible securities of the same class	
No.		(iii)	(iv)	(v)	(vi)=(v)/(iii)*100	(vii)	(viii)	(ix)	(x)	(xi)	(xii)
1	VIPUL JAYANTILAL MODI	7786000	26.76		0.00	0.00		0		0	
2	LEENA VIPUL MODI	6024000	20.70		0.00	0.00		0		0	
3	VIPUL JAYANTILAL MODI (HUF)	1374500	4.72		0.00	0.00		0		0	
4	CHANDRAKANTA JAYANTILAL MODI	138000	0.47		0.00	0.00		0		0	
5	JIMEET DEVELOPERS PRIVATE LIMITED	100000	0.34		0.00	0.00		0		0	
6	JINAL FIN-VEST PRIVATE LIMITED	100000	0.34		0.00	0.00		0		0	
7	ROCK BUILDERS AND DEVELOPERS PRIVATE LIMITED	100000	0.34		0.00	0.00		0		0	
8	MILONI VIPUL MODI	100000	0.34		0.00	0.00		0		0	
9	JIMEET VIPUL MODI	100000	0.34		0.00	0.00		0		0	
10	LEENA INVESETMENTS CONSULTANCY LLP	1440000	4.95		0.00	0.00		0		0	
	TOTAL	17262500	59.32	0	0.00	0.00	0	0	0	0	0

(*) The term "encumbrance" has the same meaning as assigned to it in regulation 28(3) of the SAST Regulations, 2011



(D)(c)(i) Statement showing holding of securities (including shares, warrants, convertible securities) of persons belonging to the category "Public" and holding more than 1% of the total number of shares

Sr. No.	Name of the shareholder	Number of shares held	Shares as a percentage of total number of shares {i.e., Grand Total (A)+(B)+(C) indicated in Statement at para (D)(a) above}	Details of warrants		Details of convertible securities		Total shares (including underlying shares assuming full conversion of warrants and convertible securities) as a % of diluted share capital
				Number of warrants held	As a % total number of warrants of the same class	Number of convertible securities held	% w.r.t total number of convertible securities of the same class	
1	OLUMPUS CONSTRUCTION PRIVATE LIMITED	5043423	17.33	0	0	0	0	0
2	SUNIL OPTICS PRIVATE LIMITED	3004967	10.33	0	0	0	0	0
3	INDUS EQUICAP CONSULTANCY PRIVATE LTD	550000	1.89	0	0	0	0	0
4	THE ESTATE INVESTMENT CO PVT LTD	490000	1.68	0	0	0	0	0
5	HARSHKUMAR SEKSARIA	460500	1.58	0	0	0	0	0
6	RAJIV HIMATSINGKA	317800	1.09	0	0	0	0	0
	TOTAL	9866690	33.91	0	0	0	0	0




(I)(c)(ii) Statement showing holding of securities (including shares, warrants, convertible securities) of persons (together with PAC) belonging to the category "Public" and holding more than 5% of the total number of shares of the company

Sr. No.	Name(s) of the shareholder(s) and the Persons Acting in Concert (PAC) with them	Number of shares	Shares as a percentage of total number of shares {i.e., Grand Total (A)+(B)+(C) indicated in Statement at para (I)(a) above}	Details of warrants		Details of convertible securities		Total shares (including underlying shares assuming full conversion of warrants and convertible securities) as a % of diluted share capital
				Number of warrants	As a % total number of warrants of the same class	Number of convertible securities held	% w.r.t total number of convertible securities of the same class	
1	OLUMPUS CONSTRUCTION PRIVATE LIMITED	5043423	17.33	0	0	0	0	0
2	SUNIL OPTICS PRIVATE LIMITED	3004967	10.33	0	0	0	0	0
TOTAL		8048390	27.66	0	0	0	0	0



(I)(d) Statement showing details of locked-in shares				
Sr. No.	Name of the shareholder	Number of locked-in shares	Locked-in shares as a percentage of total number of shares {i.e., Grand Total (A)+(B)+(C) indicated in Statement at para (I)(a) above}	Promoter / Promoter Group / Public
1	NIL	0	0.00	0
TOTAL		0	0.00	0



(II)(a) Statement showing details of Depository Receipts (DRs)

Sr. No.	Type of outstanding DR (ADRs, GDRs, SDRs, etc.)	Number of outstanding DRs	Number of shares underlying outstanding DRs	Shares underlying outstanding DRs as a percentage of total number of shares {i.e., Grand Total (A)+(B)+(C) indicated in Statement at para (I)(a) above}
.1	Nil	0	0	0.00
TOTAL		0	0	0.00



(II)(b) Statement showing holding of Depository Receipts (DRs), where underlying shares held by "promoter/promoter group" are in excess of 1% of the total number of shares

Sr. No.	Name of the DR Holder	Type of outstanding DR (ADRs, GDRs, SDRs, etc.)	Number of shares underlying outstanding DRs	Shares underlying outstanding DRs as a percentage of total number of shares {i.e., Grand Total (A)+(B)+(C) indicated in Statement at para (I)(a) above}
1	NIL	0	0	0.00
TOTAL			0	0.00

