

Name of the Company INTELLIVATE CAPITAL VENTURES LIMITED

Scrip Code, Name of the scrip, class of security: 506134, INTELLCAP, Equity

Quarter ended: 30th June, 2015

Partly paid-up shares:-	No. of partly paid-up shares	As a % of total no. of shares of	
		paid-up shares	the company
Held by promoter/promoter group	-	-	-
Held by public	-	-	-
Total - D	-	-	-

Outstanding convertible securities:-	As a % of total no. of shares of	
	of outstanding securities	the company, assuming full conversion of the convertible securities
Held by promoter/promoter group	-	-
Held by public	-	-
Total - E	-	-

Warrants:-	As a % of total no. of shares of	
	of warrants	the company, assuming full conversion of warrants
Held by promoter/promoter group	-	-
Held by public	-	-
Total - F	-	-

Total paid-up capital of the company, assuming full conversion of warrants and convertible securities

29,100,000




Statement Showing Shareholding Pattern

		Table I(a)					Shares Pledged or otherwise encumbered		
Category code	Category of Shareholder	Number of Shareholders	Total number of shares	Number of shares held in dematerialized form	Total shareholding as a percentage of total number of shares	As a percentage of (A+B) I (VI)	As a percentage of (A+B+C) (VII)	Number of shares (VIII)	As a percentage (IX)= (VIII)/(IV)*100
(I)	(II)	(III)	(IV)	(V)	(VI)	(VII)	(VIII)	(IX)= (VIII)/(IV)*100	
(A)	Shareholding of Promoter and Indian								
(a)	Individuals/ Hindu Undivided Family	-	-	-	-	-	-	-	-
(b)	Central Government/ State Government(s)	-	-	-	-	-	-	-	-
(c)	Bodies Corporate	3	300,000	300,000	1.03	1.03	-	-	-
(d)	Financial Institutions/ Banks	-	-	-	-	-	-	-	-
(e)	Any Others(Specify)	-	-	-	-	-	-	-	-
(e-i)	Directors	3	15,184,500	15,184,500	52.18	52.18	-	-	-
(e-ii)	Director Relatives	3	338,000	338,000	1.16	1.16	-	-	-
(e-iii)	Person Acting in Concern	-	-	-	-	-	-	-	-
	Sub Total(A)(1)	9	15,822,500	15,822,500	54.37	54.37			
2	Foreign								
a	Individuals (Non-Residents Individuals/ Foreign Individuals)	-	-	-	-	-	-	-	-
b	Bodies Corporate	-	-	-	-	-	-	-	-
c	Institutions	-	-	-	-	-	-	-	-
d	Qualified Foreign Investor	-	-	-	-	-	-	-	-
e	Any Others(Specify)	-	-	-	-	-	-	-	-
	Sub Total(A)(2)	-	-	-	-	-	-	-	-
	Total Shareholding of Promoter and	9	15,822,500	15,822,500	54.37	54.37			
(B)	Public shareholding								
1	Institutions								




Sr.No	Notes
1	
2	
3	
4	
5	
6	
7	
8	
9	



(I)(b) Statement showing holding of securities (including shares, warrants, convertible securities) of persons belonging to the category "Promoter and Promoter Group"

Sr.	Name of the shareholder	Details of Shares held		Encumbered shares (*)			Details of warrants		Details of convertible securities		Total shares (including underlying shares assuming full conversion of warrants and convertible securities) as a % of diluted share capital
		Number of shares held	As a % of grand total (A) + (B) + (C)	No.	As a percentage	As a % of grand total (A)+(B)+(C) of sub-clause (I)(a)	Number of warrants held	As a % total number of warrants of the same class	Number of convertible securities held	As a % total number of convertible securities of the same class	
No.		(III)	(IV)	(V)	(VI) = (V)/(III)*100	(VII)	(VIII)	(IX)	(X)	(XI)	(XII)
1	VIPUL JAYANTILAL MODI	7,786,000	26.76		-						
2	LEENA VIPUL MODI	6,024,000	20.70		-						
3	VIPUL JAYANTILAL MODI (HUF)	1,374,500	4.72		-						
4	CHANDRAKANTA JAYANTILAL MODI	138,000	0.47		-						
5	JIMEET DEVELOPERS PRIVATE LIMITED	100,000	0.34		-						
6	JINAL FIN-VEST PRIVATE LIMITED	100,000	0.34		-						
7	ROCK BUILDERS AND DEVELOPERS PRIVATE LTD	100,000	0.34		-						
8	MILONI VIPUL MODI	100,000	0.34		-						
9	JIMEET VIPUL MODI	100,000	0.34		-						
	TOTAL	15,822,500	54.37	-	-	-	-	-	-	-	-

(*) The term "encumbrance" has the same meaning as assigned to it in regulation 28(3) of the SAST Regulations, 2011




(I)(c)(i) Statement showing holding of securities (including shares, warrants, convertible securities) of persons belonging to the category "Public" and holding more than 1% of the total number of shares

Sr. No.	Name of the shareholder	Number of shares held	Shares as a percentage of total number of shares {i.e., Grand Total (A)+(B)+(C) indicated in Statement at para (I)(a) above}	Details of warrants		Details of convertible securities		Total shares (including underlying shares assuming full conversion of warrants and convertible securities) as a % of diluted share capital
				Number of warrants held	As a % total number of warrants of the same class	Number of convertible securities held	% w.r.t total number of convertible securities of the same class	
1	OLUMPUS CONSTRUCTION PRIVATE LIMITE	5,043,423	17.33	0	0	0	0	
2	SUNIL OPTICS PRIVATE LIMITED	3,004,967	10.33	0	0	0	0	
3	LEENA INVESTMENTS CONSULTANCY LLP	1,440,000	4.95	0	0	0	0	
4	INDUS EQUICAP CONSULTANCY PRIVATE LTD	550,000	1.89	0	0	0	0	
5	THE ESTATE INVESTMENT CO PVT LTD	490,000	1.68	0	0	0	0	
6	HARSHKUMAR SEKSARIA	460,500	1.58	0	0	0	0	
7	RAJIV HIMATSINGKA	317,800	1.09	0	0	0	0	
	TOTAL	11,306,690	38.85	0	0	0	0	0



(D)(c)(ii) Statement showing holding of securities (including shares, warrants, convertible securities) of persons (together with PAC) belonging to the category "Public" and holding more than 5% of the total number of shares of the company

Sr. No.	Name(s) of the shareholder(s) and the Persons Acting in Concert (PAC) with them	Number of shares	Shares as a percentage of total number of shares {i.e., Grand Total (A)+(B)+(C) indicated in Statement at para (D)(a) above}	Details of warrants			Details of convertible securities		Total shares (including underlying shares assuming full conversion of warrants and convertible securities) as a % of diluted share capital
				Number of warrants	As a % total number of warrants of the same class	Number of convertible securities held	% w.r.t total number of convertible securities of the same class		
1	OLUMPUS CONSTRUCTION PRIVATE LIMITED	5,043,423	17.33	0	0	0	0	0	
2	SUNIL OPTICS PRIVATE LIMITED	3,004,967	10.33	0	0	0	0	0	
	TOTAL	8,048,390	27.66	0	0	0	0	0	



(II)(a) Statement showing details of Depository Receipts (DRs)

Sr. No.	Type of outstanding DR (ADRs, GDRs, SDRs, etc.)	Number of outstanding DRs	Number of shares underlying outstanding DRs	Shares underlying outstanding DRs as a percentage of total number of shares {i.e., Grand Total (A)+(B)+(C) indicated in Statement at para (I)(a) above}
1	Nil	-	-	-
TOTAL				
		-	-	-



(II)(b) Statement showing holding of Depository Receipts (DRs), where underlying shares held by "promoter/promoter group" are in excess of 1% of the total number of shares

Sr. No.	Name of the DR Holder	Type of outstanding DR (ADRs, GDRs, SDRs, etc.)	Number of shares underlying outstanding DRs	Shares underlying outstanding DRs as a percentage of total number of shares {i.e., Grand Total (A)+(B)+(C) indicated in Statement at para (D)(a) above}
1	NIL	-	-	-
TOTAL			-	-

